



Display Door Upright



Japanese equipped
cooling system



Energy Efficient
cooling system



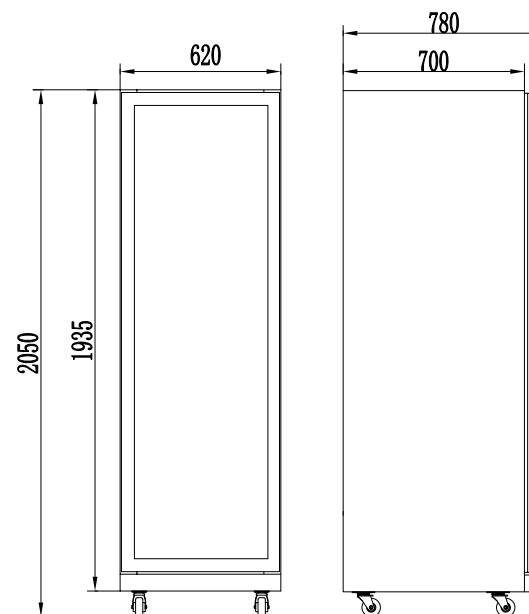
Contact us

Mobile: +65 9125 8874 Fax: +65 6443 3825

E-mail: Sales@cuberefrigeration.com

www.cuberefrigeration.com

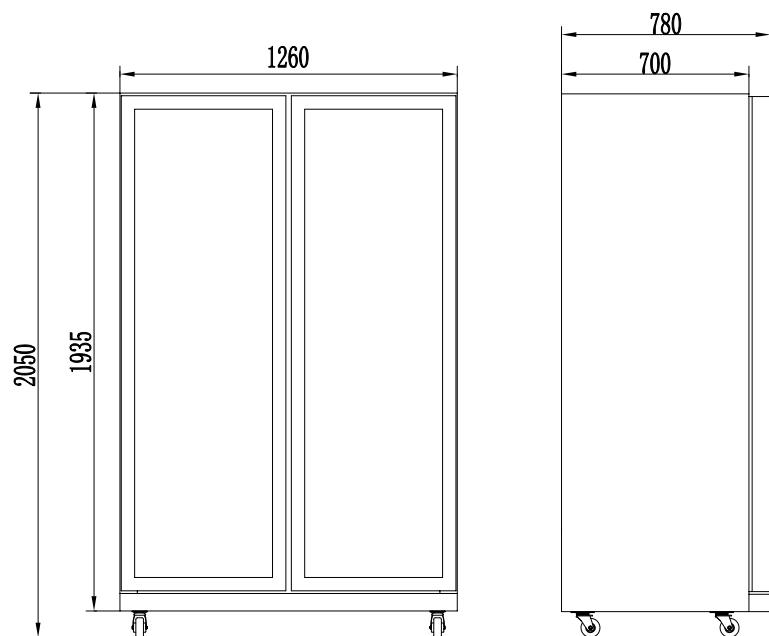
C+1DF



Product Size & Loading

Model	C+1DF
Voltage/frequency	220~240V/50HZ
Refrigerant	R404a/R290
Foaming agent	Cyclopentane
Climate class (N=16-32'C,ST=18-38'C,T=18-)	25°C 60%RH
Inner temperature	-15°C ~ -18°C
Energy consumption (kWh/24h)	800W.H/24H
Capacity	420L
Product Dimension W x D x H (mm)	620*780*1980
Packing Dimension W x D x H (mm)	700*800*2050
Net /Gross weight (kg)	160/185
Door type	Hinged, self-closing

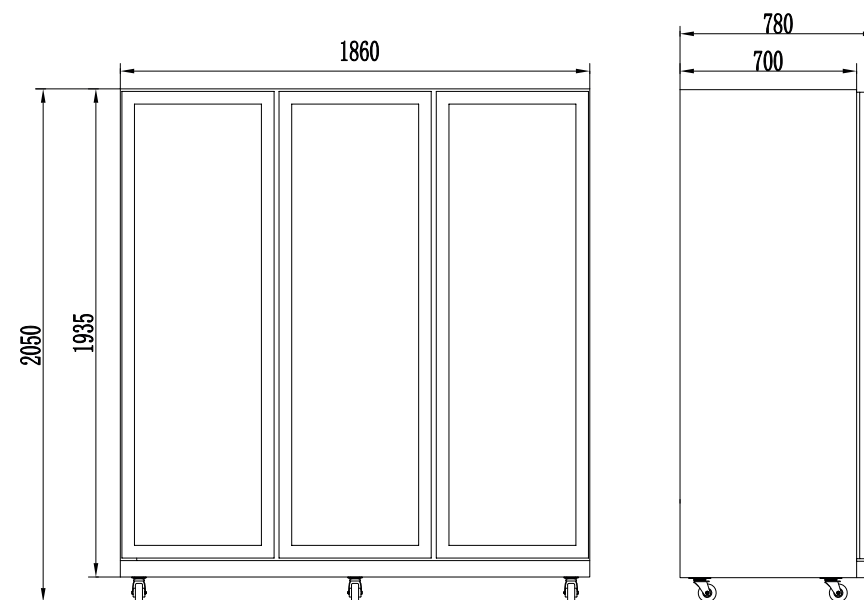
C+2DF



Product Size & Loading

Model	C+2DF
Voltage/frequency	220~240V/50HZ
Refrigerant	R404a/R290
Foaming agent	Cyclopentane
Climate class (N=16-32'C,ST=18-38'C,T=18-)	25°C 60%RH
Inner temperature	-15°C ~ -18°C
Energy consumption (kWh/24h)	1100W.H/24H
Capacity	1200L
Product Dimension W x D x H (mm)	1260*780*2050
Packing Dimension W x D x H (mm)	1300*800*2200
Net /Gross weight (kg)	185/210
Door type	Hinged, self-closing

C+3DF



Product Size & Loading

Model	C+3DF
Voltage/frequency	220~240V/50HZ
Refrigerant	R404a/R290
Foaming agent	Cyclopentane
Climate class (N=16-32'C,ST=18-38'C,T=18-)	25°C 60%RH
Inner temperature	-15°C ~ -18°C
Energy consumption (kWh/24h)	1325W.H/24H1325W.H/24H
Capacity	1800L
Product Dimension W x D x H (mm)	1860*780*2050
Packing Dimension W x D x H (mm)	1900*800*2050
Net /Gross weight (kg)	210/250
Door type	Hinged, self-closing